



**C-RACER**  
www.c-racer.com


# INSTRUCTION

| Model   | Product           | Code   |
|---|-------------------|--------|
| Royal Enfield Interceptor 650<br>Royal Enfield Continental GT 650 | Side Number Plate | SNP-RE |


You are advised to read the instructions carefully, before you proceed to any changes.  
Any modifications on your motorcycle should be performed by specialized personnel,  
however the installation process of this product is quite easy if you follow the instructions below.

## CONTENTS

- 2 X Plastic Plate
- 4 X screws M6X15 (allen-round head-washer)
- 4 X plastic plate (PF32)
- 4 X insulating fittings (2x10x80)
- 4 X insulating fittings (10x10x100)



1



Stick the foam tapes (2x10x80) on all four clips  
as shown in the photo on the left

2



Stick the foam tapes (10x10x100) on the side  
caps of the motorcycle as shown in  
the photo on the left.




3



Place the part /accessory as shown in the left hand photo. You will have to twist it parallel to the tube so that it will clip in place.

Notice that it may not clip very well in place and that is due to the new foam material we use so as to avoid any scratches on the frame.

4



To distinguish which one is the right one and which one is the left one, place them together as shown in the photo on the left. The depressions for the screws are deeper on one of the two – place the deeply indented on the outside – as you see in the photo. As you see in the photo, the one on the right goes on the left hand side of the motorcycle.

Of course you may use them as you wish if this is not what you prefer.

5



Place the part on the front of the bases that you have clipped on the frame.

Using your hand you can align it on the inside so that you can place the screw – when you placed both screws, gradually tighten it in place.



The end result should appear as in the photo  
Thank you for choosing one of our products.

The product is for race use only

For any further information please do not hesitate to contact us: Tel.: +30 2108075387 Email: [info@c-racer.com](mailto:info@c-racer.com)